

# 規格承認書

SPECIFICATION FOR APPROVAL

客戶名稱：  
(CUSTOMER) TM&F

客戶料號：  
(PART NO) \_\_\_\_\_

品名規格：  
(DESCRIPTION) DFB122512L

送樣日期：  
(SENDING DATE) 2009-11-14

客戶簽章：  
SIGNATURE

永林興電子(深圳)有限公司制作

審核：  
REPORTED BY

確認：  
CHECK BY

作成：  
APPROVED BY

周向阳

吴明峰

谢小青

敬請“客戶簽章”欄簽核後將零件承認書回傳永林興公司，以便後續作業，謝謝！



Y L TECH(HK)CO.

永林興 科技有限公司  
YOUNG LIN TECH CO.,LTD.

致宣電子深圳有限公司  
ZHI XUAN ELECTRONICS(SHENZHEN)CO.,LTD.

永林興電子(深圳)有限公司  
YONG LIN XING ELECTRONICS(SHENZHEN)CO.,LTD.

ISO9001 ( 2000 )  
ISO14001  
CERTIFIED SUPPLIER

Version 2005 <http://www.yltc.cn>

# SPECIFICATION FOR APPROVAL

. . . . .

TO: TM&F	SAMPLE ISSUE NO.: YLM0091140-1
MODEL: DFB122512L	SAMPLE ISSUE DATE: 2009-11-14
PART NAME: DC FAN(RoHS)	SAMPLE QTY: 6PCS
	REV: 0

1. SCOPE:

THIS SPECIFICATION DEFINES THE ELECTRICAL AND MECHANICAL CHARACTERISTICS OF THE DC BRUSHLESS FAN. THE FAN MOTOR IS WITH TWO PHASES AND FOUR POLES.

2. CHARACTERS:

ITEM	DESCRIPTION
RATED VOLTAGE	12 VDC
OPERATION VOLTAGE	10.8~13.2VDC
STARTING VOLTAGE	9VDC(ON/OFF)
INPUT CURRENT	0.18±0.02A
SPEED (10 MINUTE/ ROOM TEMPERATURE 25°C)	1700 RPM±10%
AIR FLOW (AT ZERO STATIC PRESSURE)	63.85CFM
AIR PRESSURE (AT ZERO AIRFLOW)	1.66mmH <sub>2</sub> O
ACOUSTICAL NOISE (AVG.)	29.67dB-A
SAFETY TYPE	UL TUV CE

(Continued)

YOUNG LIN TECH CO., LTD,

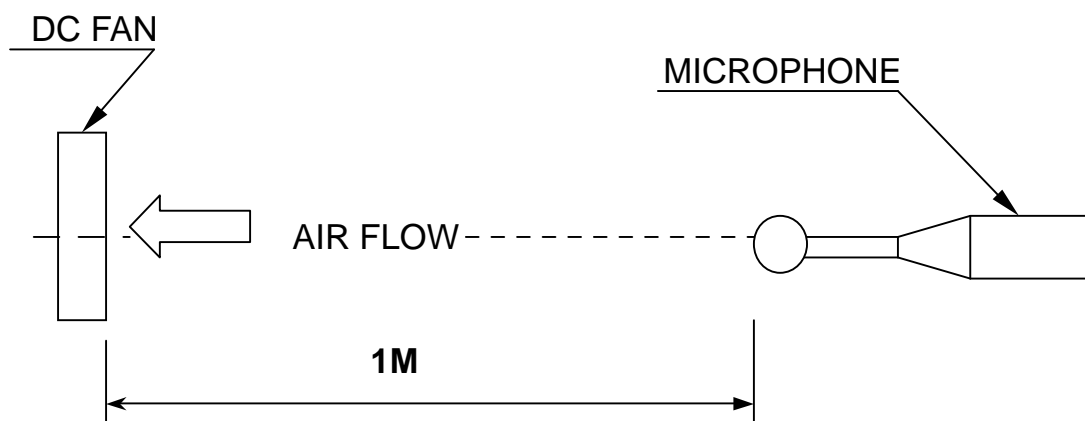
MODEL: DFB122512L

INSULATION STRENGTH	10 MEG OHM MIN. AT 500 VDC (BETWEEN FRAME AND (+) TERMINAL)
DIELECTRIC STRENGTH	5 mA MAX. AT 500 VAC 60 Hz ONE MINUTE, (BETWEEN FRAME AND (+) TERMINAL)
LIFE EXPECTANCE	50,000 HOURS CONTINUOUS OPERATION AT 25°C WITH 15~65 %RH.
ROTATION	WIDDERSHINS VIEW FROM FRAME PLATE SIDE
OVER CURRENT SHUT DOWN	INAPPLICABILITY
LEAD WIRE	UL 1007 -AWG #24 BLACK BLACK : (-) RED RED : (+)

NOTES: 1. ALL READINGS ARE MEASURED AFTER STABLY WARMING UP THROUGH 10 MINUTES.

2. THE VALUES WRITTEN IN PARENS, ARE LIMITED SPEC.

3. ACOUSTICAL NOISE MEASURING CONDITION:



NOISE IS MEASURED AT RATED VOLTAGE IN FREE AIR IN ANECHOIC CHAMBER WITH B & K SOUND LEVEL METER WITH MICROPHONE AT A DISTANCE OF ONE METER FROM THE FAN INTAKE

YOUNG LIN TECH CO., LTD,

MODEL: DFB122512L

3. MECHANICAL:

- 3-1. DIMENSIONS — — — — — SEE DIMENSIONS DRAWING
- 3-2. FRAME — — — — — PLASTIC UL: 94V-0
- 3-3. IMPELLER — — — — — PLASTIC UL: 94V-0
- 3-4. BEARING SYSTEM — — — — — TWO BALL BEARING
- 3-5. WEIGHT — — — — — 131GRAMS

4. ENVIRONMENTAL:

- 4-1. OPERATING TEMPERATURE — — — — — -10 TO + 70 DEGREE C
- 4-2. STORAGE TEMPERATURE — — — — — -40 TO + 75 DEGREE C
- 4-3. OPERATING HUMIDITY — — — — — 5 TO 90 % RH
- 4-4. STORAGE HUMIDITY — — — — — 5 TO 95% RH

5. PROTECTION:

5-1. DROP TEST  
 IN MINIMUM PACKAGING CONDITION FAN WITHSTANDS EACH ONE  
 DROP OF THREE FACES FROM 30 CM DISTANCE HEIGHT ONTO 10 MM  
 THICKNESS OF WOODEN BOARD.

5-2. LOCKED ROTOR PROTECTION  
 IMPEDANCE OF MOTOR WINDING PROTECTS MOTOR FROM FIRE IN 15  
 MINUTE OF LOCKED ROTOR CONDITION AT THE RATED VOLTAGE.

6. RE OZONE DEPLETING SUBSTANCES;

6-1.RESTRICTION SUBSTANCES OF SAMPLE ARE AS FOLLOWS:  
 Pb(PPM)<1000                      Cd(PPM)<100                      Hg(PPM)<1000  
 Cr6+ (PPM)<1000                      PBBs (PPM)<1000                      PBDEs (PPM)<1000

<b>YLTC</b>	Research & Development Department		
	Approved BY:  周向阳	Checked BY:  吴明峰	Prepared BY:  谢小青

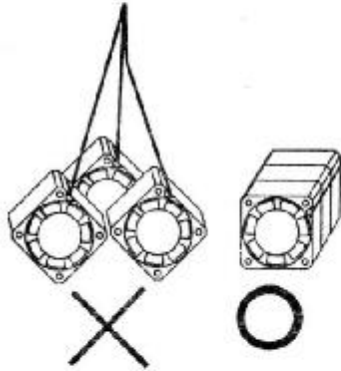
# IMPORTANT NOTES & GENERAL INSTRUCTIONS

1. Any item which is needed to add into specification shall be determined on customer's prior written request. If no information given , fan will be delivered based on our standard judgment.
2. Customer shall confirm the matching and reliability of fan on actual set or unit application.  
  
This include confirmation on set or unit life, electrical noise, mechanical noise, Vibration static electricity ,electric power noise ,drift ,electric resonance between motor and control circuit ,mechanical resonance between motor and chassis, irregular movement of set due to motor noise ,irregular movement of set in strong electromagnetic field ,damaged by lightning surge earthing method etc
3. In order to improve the performance within the scope of specification, parts or material changes are subject to prior notice to customer.
4. Any revisions on the specification shall be done based on mutual discussion and agreement.
5. When any trouble occurs, both parties shall discuss on this specification to solve the matters. In this case, our guarantee is only limited to fans

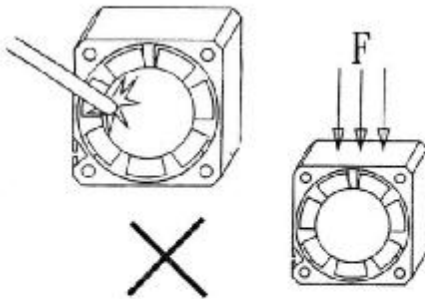
# 風扇使用注意事項



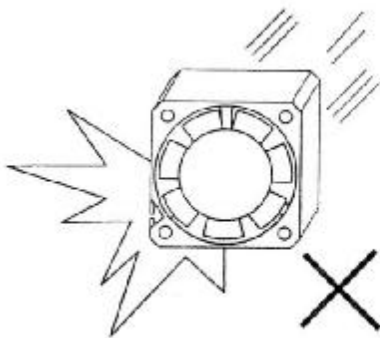
## HOW TO HANDLE FAN PROPERLY?



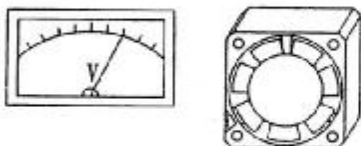
1. 取用風扇, 輕取外框兩側, 不可拉扯導線.
1. Hold the fan by frame side. Do not hold lead wires to support the fan.



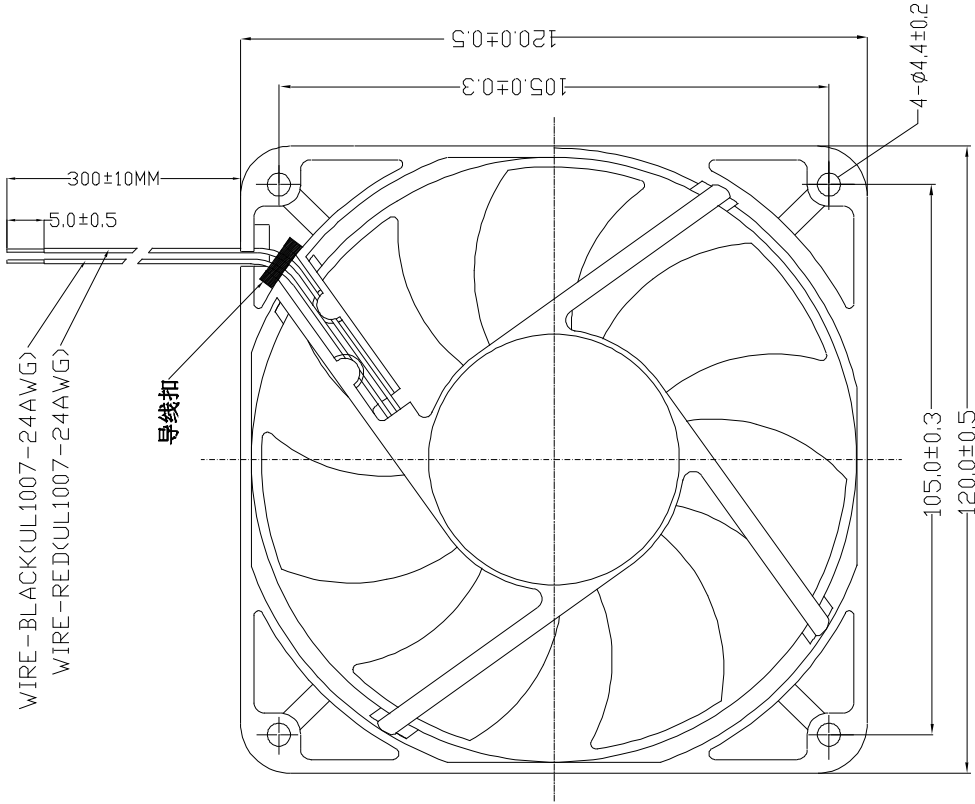
2. 取用風扇, 不可碰觸或擠壓扇葉與外框.
2. No touching or pressing on the impeller hub. Avoid crushing the frame side.



3. 風扇嚴禁掉落地面, 或敲擊外框任何面.
3. Do not drop on the ground. Do not pound on the frame side.

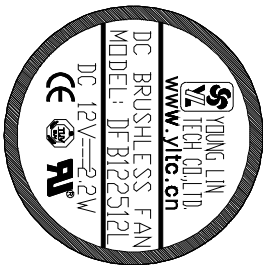


4. 風扇電源需依照規格電壓安裝使用.
4. Connect leads properly and apply voltage according to specification.



WIRE - BLACK<UL1007-24AWG>  
WIRE - RED<UL1007-24AWG>

导线扣



NO.	DESCRIPTION	SPECIFICATION	Q'TY	VENDOR	PART NO.	REMARKS	DESCRIPTION	DC FAN		
							MODEL NO.	DFB122512L	SCALE	N.T.S
							DRAW:	谢小青	CHKD:	吴明峰
									APPD:	周向阳
							YONG LIN XING ELECTRONICS(SHENZHEN) CO., LTD			

## NOMENCLATURE:

## Model Example:

DF X 70 10 y z  
1 2 3 4 5 6

1 = Product code  
"DF": DC Fan

2 = Bearing type  
X can be C, B or S  
"C" : 1 Ball 1 Sleeve  
"B" : 2 Ball  
"S" : 1 Sleeve

3 = Frame size  
"70" : 70 mm  
"80" : 80 mm  
"12" : 120 mm

4 = Fan thick  
"10" : 10 mm  
"15" : 15 mm  
"20" : 20 mm  
"25" : 25 mm

5 = Input Voltage  
y can be 12 or 24  
"12" : 12 Vdc  
"24" : 24 Vdc

6 = Fan speed  
z can be H, M, or L  
"H" : High speed  
"M" : Medium speed  
"L" : Low speed





CERTIFICATE  
No. B 04 10 34564 005

Model(s):

DFX7010 Series, DFX8010 Series, DFX8015 Series  
DFX8020 Series, DFX1225 Series

Model Description

D F X 70 10 y z  
1 2 3 4 5 6 7

- 1 = Product code
- 2 = Product code
- 3 = Bearing type  
X can be C, B or S  
"C" : 1 Ball & 1 Sleeve "B" : 2 Ball
- "S" : 1 Sleeve
- 4 = Frame size  
"70" : 70 mm "80" : 80 mm  
"12" : 120 mm
- 5 = Fan thick  
"10" : 10 mm "15" : 15 mm  
"20" : 20 mm "25" : 25 mm
- 6 = Input voltage  
y can be 12 or 24  
"12" : 12 Vdc "24" : 24 Vdc
- 7 = Fan speed  
z can be H, M or L  
"H" : High speed "M" : Medium speed  
"L" : Low speed

Parameters:

Rated input voltage: 12 or 24 Vdc  
Rated input current: See attachment  
Protection class: III  
Max. ambient temperature: 40°C  
Degree of protection against ingress of liquids: Ordinary

Remark: When installing, all requirements of below mentioned test standards must be fulfilled.  
See attachment for models designation and ratings.

Tested according to:

EN 60950-1:2001

Production Facility(ies):

34566

*Bill L.*



## 2 EUT DESCRIPTION

Product	DC Fans
Trade Name	YLTC
Model	DFS4020; DFB4020; DFB4028; DFS4510; DFB4510; DBS5512; DBC5512; DBB5512; DFS6010; DFC6010; DFB6010; DFS6020; DFB6020; DFC6020; DFS7010; DFC7010; DFS8010; DFC8010; DFS8015; DFC8015; DFB8015; DFC8020; DFB8020; DFS8020; DBB9733; DFS1225; DFB1225; DFB1232; DFS1238; DFB1238; DFS9238; DFB9238; DFS4910; DFC4910; DFB4910; DFS6025; DFB6025; DFC6025; DFS4507; DFB4507
Housing Type	N/A
EUT Power Rating	See as below
DC Power Cable Type	Unshielded, 0.2m

**Note:**

1. Difference between of forty model numbers (list on this report) are list as below:

Model	Volts	Speed	Model	Volts	Speed
DFS4020	5/12/24	H/M/L	DFB8015	5/12/24	H/M/L
DFB4020	5/12/24	H/M/L	DFC8020	12/24	H/M/L
DFB4028	5/12/24	H/M/L	DFB8020	12/24	H/M/L
DFS4510	12	H/M/L	DFS8020	12/24	H/M/L
DFB4510	12	H/M/L	DBB9733	12	H/M/L
DBS5512	5	H	DFS1225	12/24	H/M/L
DBC5512	5	H	DFB1225	12/24	H/M/L
DBB5512	5	H	DFB1232	12/24	H/M/L
DFS6010	12	H/M/L	DFS1238	12/24/48	H/M/L
DFC6010	12	H/M/L	DFB1238	12/24/48	H/M/L
DFB6010	12	H/M/L	DFS9238	12/24	H/M/L
DFS6020	12	H/M/L	DFB9238	12/24	H/M/L
DFB6020	12	H/M/L	DFS4910	12	H/M/L
DFC6020	12	H/M/L	DFC4910	12	H/M/L
DFS7010	12/24	H/M/L	DFB4910	12	H/M/L
DFC7010	12/24	H/M/L	DFS6025	24	H/M/L
DFS8010	12/24	H/M/L	DFB6025	24	H/M/L
DFC8010	12/24	H/M/L	DFC6025	24	H/M/L
DFS8015	5/12	H/M/L	DFS4507	5/12	H/M
DFC8015	5/12/24	H/M/L	DFB4507	5/12	H/M

2. Client consigns only one sample (model number is DFS1238) to test. Therefore, testing Lab. just guarantees the units, which have been tested.